

LTC 9215/00 outdoor mount & LTC 9210/01, LTC 9215/00S, LTC 9219/01, and LTC 9223/01 indoor mounts

www.boschsecurity.com



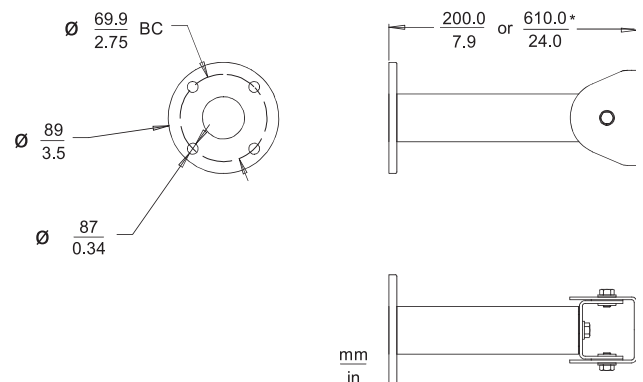
BOSCH
Invented for life



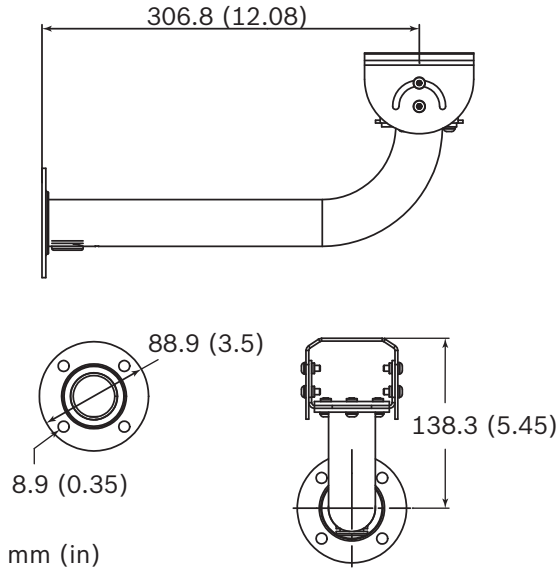
- ▶ Feed-through design for cable management
- ▶ Corrosion-resistant finish
- ▶ Adjustable mount heads: 360° Rotation, 180° Tilt
- ▶ Lightweight, versatile design

The LTC 9210/01, LTC 9215/00, LTC 9215/00S, LTC 9219/01 and the LTC 9223/01 feed-through mounts are indoor/outdoor mounting units designed for fixed camera, or camera housing installations with up to a 5 kg (11 lb) rated load. These models are made of lightweight aluminum and feature welded construction, providing an extremely rigid camera mount. In addition, the versatile swivel head rotates 360° and tilts 180° for maximum flexibility. The tubular feed-through design provides cable management from mounting head to mounting surface. These mounts are compatible with the UHI Indoor Housing series and the UHO Outdoor Housing series. All mounts come fully assembled.

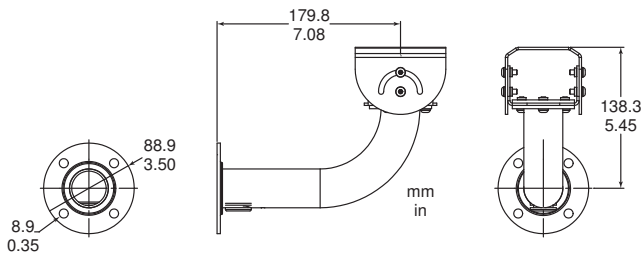
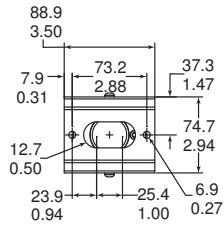
Installation/configuration notes



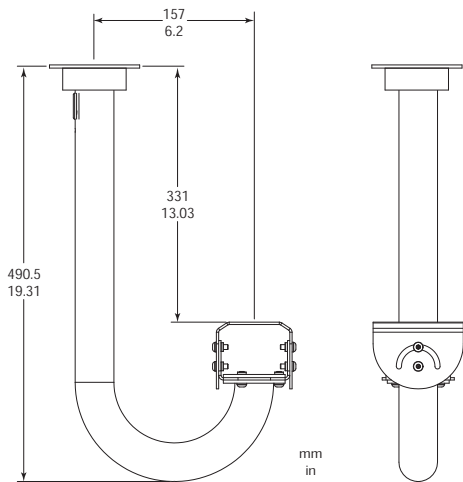
LTC 9210/01 and LTC 9223/01 Column Mount for indoor use



LTC 9215/00 Wall Bracket for outdoor use



LTC 9215/00S Short Wall Bracket for indoor use



LTC 9219/01 Feed-through J-Mount for indoor use

Technical specifications

Notice
Mounts must be mounted as shown.

LTC 9210/01 Column Mount

Mechanical	
Mounting Head	Adjustable 360° pan, 180° tilt
Weight	0.3 kg (0.6 lb)
Maximum Load	5 kg (11 lb)
Color	Cool gray 3C

LTC 9215/00 Wall Mount 30 cm

Mechanical	
Mounting Head	Adjustable 360° pan, 180° tilt
Dimensions (L x H)	307 x 138 mm (12.07 x 5.45 in)
Weight	0.4 kg (0.9 lb)
Maximum Load	5 kg (11 lb)
Color	Cool gray 3C

LTC 9215/00S Wall Mount 18 cm

Mechanical	
Mounting Head	Adjustable 360° pan, 180° tilt
Dimensions (L x H)	180 x 138 mm (7.09 x 5.45 in)
Weight	0.3 kg (0.7 lb)
Maximum Load	5 kg (11 lb)
Color	Cool gray 3C

LTC 9219/01 Feed-through Ceiling J Mount

Mechanical	
Mounting Head	Adjustable 360° pan, 180° tilt
Dimension (Length)	491 mm (19.3 in)
Weight	550 g (1.2 lb)
Maximum Load	5 kg (11 lb)
Color	Cool gray 3C

LTC 9223/01 Column Mount

Mechanical	
Mounting Head	Adjustable 360° pan, 180° tilt
Dimension (Length)	610 mm (24 in)
Weight	544 g (1.2 lb)
Maximum Load	5 kg (11 lb)
Color	Cool gray 3C

Ordering information

LTC 9210/01 Column mount, 8", 9KG/20lb load

Feed-through column mount for 20 cm (8 in), 5 kg (11 lb) maximum load; light gray finish; for indoor use.

Order number **LTC 9210/01**

LTC 9215/00 Wall mount with cable feed through, 12"

Wall mount for camera housing, cable feed-through, 30 cm (12 in); for outdoor use.

Order number **LTC 9215/00**

LTC 9215/00S Wall mount for UHI/UHO

Wall mount for camera housing, cable feed-through, 18 cm (7 in); for indoor use.

Order number **LTC 9215/00S**

LTC 9219/01 Feed through J mount

J-mount for camera housing, 40 cm (15 in); for indoor use.

Order number **LTC 9219/01**

LTC 9223/01 Column mount, 24", 9KG/20lb load

Column Mount for camera housing, 5 kg (11 lb) max load, light gray finish; length 24 inch; for indoor use.

Order number **LTC 9223/01**

Represented by:

Europe, Middle East, Africa:
Bosch Security Systems B.V.
P.O. Box 80002
5600 JB Eindhoven, The Netherlands
Phone: + 31 40 2577 284
emea.securitysystems@bosch.com
emea.boschsecurity.com

Germany:
Bosch Sicherheitssysteme GmbH
Robert-Bosch-Ring 5
85630 Grasbrunn
Germany
www.boschsecurity.com

North America:
Bosch Security Systems, Inc.
130 Perinton Parkway
Fairport, New York, 14450, USA
Phone: +1 800 289 0096
Fax: +1 585 223 9180
onlinehelp@us.bosch.com
www.boschsecurity.us

Asia-Pacific:
Robert Bosch (SEA) Pte Ltd, Security Systems
11 Bishan Street 21
Singapore 573943
Phone: +65 6571 2808
Fax: +65 6571 2699
apr.securitysystems@bosch.com
www.boschsecurity.asia